

# CURRIE ENTERPRISES - CATALOG 2005


## PRICE LIST

| PAGE 12 HOUSINGS & HOUSING & AXLE PACKAGES    |  |         |
|---|--|---------|
| PART #  | DESCRIPTION  | PRICE   |
| CE-2001                                       | HEAVY DUTY HOUSING; MIG WELDED TO YOUR SPECS.  | 299.95  |
| CE-2001L                                      | 9-PLUS HEAVY DUTY HOUSING - NOTCHED STYLE COVER                                      | 399.95  |
| CE-2001N                                      | 9-PLUS HEAVY DUTY HOUSING - ROUND BACK COVER   | 399.95  |
| CE-0008A                                      | CE-2001 HOUSING WITH CE-1001P REMANUFACTURED AXLE PACKAGE                            | 479.95  |
| CE-0005A                                      | CE-2001 HOUSING WITH CE-0012 PERFORMANCE AXLE PACKAGE                                | 659.95  |
| CE-0005C                                      | CE-2001L OR CE-2001N HOUSING WITH PERFORMANCE AXLE PACKAGE                           | 719.95  |
| CE-2002                                       | EXTRA HEAVY DUTY HOUSING - MIG WELDED TO YOUR SPECS.                                 | 339.95  |
| CE-0007A                                      | CE-2002 HOUSING WITH CE-0012 PERFORMANCE AXLE PACKAGE                                | 699.95  |
| CE-2011S                                      | CURRIE ALUMINUM HOUSING - SATIN FINISH - BUILT TO YOUR SPECS.                        | 675.95  |
| CE-0006S                                      | CE-2011S HOUSING WITH CE-1001P REMANUFACTURED AXLE PACKAGE                           | 789.95  |
| CE-0006A                                      | CE-2011S HOUSING WITH CE-0012 PERFORMANCE AXLE PACKAGE                               | 954.95  |
| CE-0111P                                      | UPGRADE TO POLISHED HOUSING CENTER ON CE-2011S HOUSING                               | 74.95   |
| PAGE 13 HOUSINGS & HOUSING & AXLE PACKAGES    |  |         |
| PART #  | DESCRIPTION  | PRICE   |
| CE-2015                                       | TRACK 9 HOUSING - CENTER ONLY - WITH COVER   | 299.95  |
| CE-2017                                       | TRACK 9 HOUSING - BUILT TO YOUR SPECS.   | 499.95  |
| CE-2020                                       | CE-2017 HOUSING WITH CE-1001P REMANUFACTURED AXLE PACKAGE                            | 564.95  |
| CE-2020A                                      | CE-2017 HOUSING WITH CE-0012 PERFORMANCE AXLE PACKAGE                                | 729.95  |
| CE-2019                                       | LPW "ULTIMATE 9" ALUMINUM COVER W/ CARRIER CAP STABILIZERS                           | 199.95  |
| CE-2000                                       | ORIGINAL EARLY STYLE HOUSING   | 299.95  |
| CE-2000N                                      | 9-PLUS HOT ROD HOUSING - ROUND BACK COVER - NEW TUBES & ENDS                         | 399.95  |
| CE-0004                                       | CE-2000 HOUSING WITH CE-1001P REMANUFACTURED AXLE PACKAGE                            | 484.95  |
| CE-0004N                                      | CE-2000N HOUSING WITH CE-1001P REMANUFACTURED AXLE PACKAGE                           | 534.95  |
| CE-0004A                                      | CE-2000 HOUSING WITH CE-0012 PERFORMANCE AXLE PACKAGE                                | 659.95  |
| CE-0004B                                      | CE-2000N HOUSING WITH CE-0012 PERFORMANCE AXLE PACKAGE                               | 709.95  |
| CE-2003                                       | EXTREME DUTY HOUSING WITH BACK BRACE, FILL CAP, & DRAIN PLUG                         | 749.95  |
| CE-0010                                       | CE-2003 HOUSING WITH CE-0012 PERFORMANCE AXLE PACKAGE                                | 1039.95 |
| PAGE 14 HOUSINGS WITH BRACKETS & BRACKET KITS |  |         |
| PART #  | DESCRIPTION  | PRICE   |
| CE-7004                                       | '79-'03 FORD FOX BODY HOUSING BRACKET KIT - UPPER & LOWER CONTROL ARMS               | 139.95  |
| CE-7004A                                      | CE-7004 SUSPENSION BRACKETS MOUNTED ON NEW OR CUSTOMER HOUSING                       | 249.95  |
| CE-7023                                       | '79-'03 FOX BODY WELD-ON UPPER CONTROL ARM MOUNTS W/ BUSHINGS                        | 85.95   |
| CE-7002                                       | '72-'77 VEGA/MONZA BRACKET KIT - TORQUE ARM BRACKET NOT INCLUDED                     | 179.95  |
| CE-7002A                                      | CE-7002 SUSPENSION BRACKETS MOUNTED ON NEW OR CUSTOMER HOUSING                       | 249.95  |
| CE-7008A                                      | '82-'04 GM F-BODY SUSPENSION BRACKETS MOUNTED ON NEW OR CUSTOMER HOUSING             | 349.95  |
| CE-7009                                       | '82-'04 GM F-BODY WELD ON TORQUE ARM BRACKET KIT WITH HARDWARE                       | 149.95  |
| CE-7010A                                      | GM F-BODY DISC BRAKE CALIPER BRACKETS FOR '87-'94 PBR CALIPERS                       | 129.95  |
| CE-7010B                                      | GM F-BODY DISC BRAKE CALIPER BRACKETS FOR '94-'99 CARS                               | 129.95  |
| CE-7010M                                      | LABOR TO MODIFY CUSTOMER GM F-BODY CALIPER BRACKETS                                  | 99.95   |
| CE-7011A                                      | '64-'74 GM A-BODY SUSPENSION BRACKETS MOUNTED ON NEW OR CUSTOMER HOUSING             | 149.95  |
| CE-7011B                                      | '64-'72 GM A-BODY HOUSING BRACKET KIT - SPECIFY YEAR OF VEHICLE                      | 249.95  |
| CE-7012A                                      | '78-'87 GM G-BODY SUSPENSION BRACKETS MOUNTED ON NEW OR CUSTOMER HOUSING             | 249.95  |
| CE-7012B                                      | '65-'77 GM FULL SIZE SUSPENSION BRACKETS MOUNTED ON NEW OR CUSTOMER HOUSING          | 499.95  |
| CE-7025                                       | GM WELD ON UPPER CONTROL ARM BRACKETS WITH URETHANE BUSHINGS                         | 89.95   |
| CE-7059A                                      | "NEW" '59-'64 CHEVY FULL SIZE CAR HOUSING BRACKET KIT                                | 149.95  |
| CE-7059B                                      | '59-'64 CHEVY FULL SIZE CAR SUSPENSION BRACKETS MOUNTED ON NEW OR CUSTOMER HOUSING   | 299.95  |
| PAGE 15 AXLES AND AXLE PACKAGES               |  |         |
| PART #  | DESCRIPTION  | PRICE   |
| CE-0012                                       | CURRIE PERFORMANCE AXLE PACKAGE  | 449.95  |
| CE-1005                                       | FORGED ALLOY AXLE SHAFT - 30-35 SPLINE - CUT AND SPLINED TO SPECS. - NO STUDS        | 169.95  |
| CE-1005P                                      | PAIR OF CE-1005 AXLES - NO STUDS   | 319.95  |
| CE-1014                                       | FORGED ALLOY "EXTREME" AXLE - 35 OR 40 SPLINE - CUT AND SPLINED TO SPECS. - NO STUDS | 179.95  |
| CE-1014P                                      | PAIR OF CE-1014 AXLES - NO STUDS   | 349.95  |
| PAGE 17 REMANUFACTURED AND REPLACEMENT AXLES  |  |         |
| PART #  | DESCRIPTION  | PRICE   |
| CE-1001P                                      | 28 SPLINE REMANUFACTURED AXLE PACKAGE  | 259.95  |
| CE-1000                                       | 28 SPLINE REMANUFACTURED AXLE SHAFT - CUT AND SPLINED TO SPECS.                      | 89.95   |
| CE-1000P                                      | PAIR OF CE-1000 AXLE SHAFTS  | 159.95  |
| CE-0016                                       | CURRIE STANDARD AXLE PACKAGE   | 399.95  |
| CE-1002                                       | 28 SPLINE "NEW" CURRIE STANDARD AXLE SHAFT - CUST AND SPLINED TO SPECS. - NO STUDS   | 159.95  |
| CE-1002P                                      | PAIR OF CE-1002 AXLE SHAFTS - NO STUDS   | 309.95  |
| CE-1060                                       | REPLACEMENT AXLE SHAFT - C-CLIP TYPE - SPECIFY APPLICATION                           | 121.95  |
| CE-1062                                       | PAIR OF CE-1060 AXLE SHAFTS  | 239.95  |
| PAGE 18 FORD PICKUP AND BRONCO AXLES          |  |         |
| PART #  | DESCRIPTION  | PRICE   |
| CE-0015                                       | BRONCO / F-150 REPLACEMENT AXLE PACKAGE  | 399.95  |
| CE-1040L                                      | 66-75 DRIVER SIDE 27 1/8" LENGTH - 28 SPLINE - SMALL BEARING                         | 149.95  |

|                     |   |         |
|---------------------|---|---------|
| CE-1041R            | 66-75 PASSENGER SIDE 29 5/8" LENGTH - 28 SPLINE - SMALL BEARING                     | 149.95  |
| CE-1042L            | 66-75 DRIVER SIDE 27 1/8" LENGTH - 31 SPLINE - SMALL BEARING                        | 149.95  |
| CE-1043R            | 66-75 PASSENGER SIDE 29 5/8" LENGTH - 31 SPLINE - SMALL BEARING                     | 149.95  |
| CE-1048L            | 74-75 DRIVER SIDE - 27 1/4" LENGTH - 28 SPLINE - LARGE BEARING                      | 149.95  |
| CE-1049R            | 74-75 PASSENGER SIDE - 29 3/4" LENGTH - 28 SPLINE - LARGE BEARING                   | 149.95  |
| CE-1050L            | 74-75 DRIVER SIDE - 27 1/4" LENGTH - 31 SPLINE - LARGE BEARING                      | 149.95  |
| CE-1051R            | 74-75 PASSENGER SIDE - 29 3/4" LENGTH - 31 SPLINE - LARGE BEARING                   | 149.95  |
| CE-1044L            | 66-75 DRIVER SIDE - 26 15/16" LENGTH - 28 SPLINE - LARGE BEARING                    | 149.95  |
| CE-1045R            | 66-75 PASSENGER SIDE - 29 1/4" LENGTH - 28 SPLINE - LARGE BEARING                   | 149.95  |
| CE-1046L            | 66-75 DRIVER SIDE - 26 15/16" LENGTH - 31 SPLINE - LARGE BEARING                    | 149.95  |
| CE-1047R            | 66-75 PASSENGER SIDE - 29 1/4" LENGTH - 31 SPLINE - LARGE BEARING                   | 149.95  |
| CE-1052L            | 76-77 DRIVER SIDE - 27 3/16" LENGTH - 28 SPLINE - LARGE BEARING                     | 149.95  |
| CE-1053R            | 76-77 PASSENGER SIDE - 29 11/16" LENGTH - 28 SPLINE - LARGE BEARING                 | 149.95  |
| CE-1054L            | 76-77 DRIVER SIDE - 27 3/16" LENGTH - 31 SPLINE - LARGE BEARING                     | 149.95  |
| CE-1055R            | 76-77 PASSENGER SIDE - 29 11/16" LENGTH - 31 SPLINE - LARGE BEARING                 | 149.95  |
| CE-1009             | 78-86 EITHER SIDE - 31 13/16" LENGTH - 31 SPLINE - LARGE BEARING                    | 149.95  |
| PAGE 19             | FLOATING AXLE KITS & C-MAC HOUSINGS   |         |
| PART #              | DESCRIPTION   | PRICE   |
| CE-W37901           | WARN REAR FULL FLOATING AXLE KIT - 30 OR 31 SPLINE                                  | 829.95  |
| CE-W38685           | WARN REAR FULL FLOATING AXLE KIT - 35 SPLINE  | 999.95  |
| CE-W36655           | MANUAL LOCKING HUBS - 1/2 TO N  | 124.95  |
| CE-W38786           | MANUAL LOCKING HUBS - 1 TO N  | 189.95  |
| CE-W39340           | DRIVE FLANGE HUBS - 1/2 TO N  | 159.95  |
| CE-W39346           | DRIVE FLANGE HUBS - 1 TO N  | 204.95  |
| CE-1005W            | REPLACEMENT AXLE SHAFT FOR 30 OR 31 SPLINE WARN FULL FLOATING AXLE KIT              | 199.95  |
| CE-1005W35          | REPLACEMENT AXLE SHAFT FOR 35 SPLINE WARN FULL FLOATING AXLE KIT                    | 199.95  |
| CE-2008W            | BILLET HOUSING ENDS FOR WARN FULL FLOATER KIT - 5 HOLE PATTERN                      | 129.95  |
| CE-0005W            | CE-2001 HEAVY DUTY HOUSING W/ 1/2 TON FLOATER KIT                                   | 1139.95 |
| CE-0005WH           | CE-2001 HEAVY DUTY HOUSING W/ 1 TON FLOATER KIT                                     | 1369.95 |
| CE-4300C            | FABRICATED CHROME MOLY C-MAC HOUSING CENTER ONLY                                    | 549.95  |
| CE-4300S            | FABRICATED STEEL C-MAC HOUSING CENTER ONLY  | 469.95  |
| CE-4301C            | FABRICATED CHROME MOLY C-MAC HOUSING W/ TUBES & ENDS - MIG WELDED TO YOUR SPECS.    | 849.95  |
| CE-4301S            | FABRICATED STEEL C-MAC HOUSING W/ TUBES & ENDS - MIG WELDED TO YOUR SPECS.          | 719.95  |
| CE-4302C            | FABRICATED CHROME MOLY C-MAC HOUSING W/ TUBES - NO ENDS - MIG WELDED TO YOUR SPECS. | 749.95  |
| CE-4302S            | FABRICATED STEEL C-MAC HOUSING W/ TUBES - NO ENDS - MIG WELDED TO YOUR SPECS.       | 619.95  |
| PAGE 22             | 9-PLUS SPORTSMAN GEAR CASE  |         |
| PART #              | DESCRIPTION   | PRICE   |
| CE-4026C            | 9-PLUS SPORTSMAN GEAR CASE - 3.062" BEARING   | 239.95  |
| PAGE 23             | 9-PLUS RACE GEAR CASE   |         |
| PART #              | DESCRIPTION   | PRICE   |
| CE-4027C            | 9-PLUS RACE GEAR CASE - 3.062" BEARING  | 329.95  |
| CE-4027D            | 9-PLUS RACE GEAR CASE - 3.250" BEARING  | 329.95  |
| PAGE 24             | GEAR CASES & PINION SUPPORTS  |         |
| PART #              | DESCRIPTION   | PRICE   |
| CE-4026             | 9" CAST IRON CASE - GOOD USED   | 79.95   |
| CE-4026C            | 9-PLUS SPORTSMAN CASE   | 239.95  |
| CE-4027C            | 9-PLUS RACE GEAR CASE - 3.062" BEARING  | 329.95  |
| CE-4027D            | 9-PLUS RACE GEAR CASE - 3.250" BEARING  | 329.95  |
| CE-4028             | CURRIE/STRANGE NODULAR IRON CASE - SPECIFY BEARING SIZE                             | 399.95  |
| CE-4028A            | CURRIE/STRANGE ALUMINUM CASE - SPECIFY BEARING SIZE                                 | 425.95  |
| CE-0144             | LABOR TO POLISH ALUMINUM GEAR CASE AND PINION SUPPORT                               | 150.00  |
| CE-4033             | 9" STOCK PINION SUPPORT - GOOD USED   | 29.95   |
| CE-94033            | 9-PLUS STOCK PINION SUPPORT   | 86.95   |
| CE-4034             | BEARING KIT FOR CE-4033 & 94033   | 59.95   |
| CE-94031            | 9-PLUS BIG BEARING PINION SUPPORT   | 106.60  |
| CE-4032             | BEARING KIT FOR CE-94031 & CE-4031C   | 79.95   |
| CE-4048C            | CURRIE FORGED ALUMINUM HEAVY DUTY PINION SUPPORT                                    | 127.95  |
| CE-4032             | BEARING KIT FOR CE-4048C & CE-4048P   | 79.95   |
| CE-4048P            | FORGED ALUMINUM POLISHED HEAVY DUTY PINION SUPPORT                                  | 148.95  |
| CE-4029             | STRANGE EXTREME DUTY PINION SUPPORT   | 164.95  |
| CE-4030             | BEARING KIT FOR CE-4029   | 99.95   |
| PAGE 25             | CARRIERS - 9"   |         |
| PART #              | DESCRIPTION   | PRICE   |
| TRACTION LOCK       |   |         |
| CE-5000N            | 31 SPLINE - 4 SPIDER - NEW  | 399.95  |
| CE-5000R            | 31 SPLINE - 4 SPIDER - REBUILT  | 299.95  |
| CE-5001N            | 28 SPLINE - 4 SPIDER - NEW  | 399.95  |
| CE-5001R            | 28 SPLINE - 4 SPIDER - REBUILT  | 299.95  |
| DETROIT LOCKER      |   |         |
| CE-5003             | 31 SPLINE - SOFT LOCKER   | 499.95  |
| CE-5003T            | 35 SPLINE - NO-SPIN LOCKER  | 499.95  |
| CE-5003CTR          | 31 SPLINE - CIRCLE TRACK RACING LOCKER  | 499.95  |
| CE-5004             | 28 SPLINE - SOFT LOCKER   | 499.95  |
| T.S.D. LIMITED SLIP |   |         |
| CE-5019             | 28 SPLINE - 4 SPIDER  | 389.95  |


|                                   |  |        |
|-----------------------------------|--|--------|
| CE-5020                           | 31 SPLINE - 4 SPIDER   | 389.95 |
| SPOOL                             |  |        |
| CE-5030                           | 28 SPLINE - LIGHT WEIGHT STEEL                               | 229.95 |
| CE-5011                           | 31 SPLINE - LIGHT WEIGHT STEEL                               | 219.95 |
| CE-5011A                          | 33 SPLINE - LIGHT WEIGHT STEEL                               | 219.95 |
| CE-5011B                          | 35 SPLINE - LIGHT WEIGHT STEEL                               | 219.95 |
| CE-5011C                          | 40 SPLINE - LIGHT WEIGHT STEEL                               | 279.95 |
| AUBURN                            |  |        |
| CE-5024                           | 28 SPLINE  | 479.95 |
| CE-5024A                          | 31 SPLINE  | 479.95 |
| ARB - AIR LOCKING DIFFERENTIAL    |  |        |
| CE-5027                           | 31 SPLINE  | 799.95 |
| CE-5027B                          | 35 SPLINE  | 879.95 |
| GOLD TRAC                         |  |        |
| CE-5022                           | 28 SPLINE  | 799.95 |
| CE-5021                           | 31 SPLINE  | 799.95 |
| DIAMOND TRAC                      |  |        |
| CE-5028                           | 28 SPLINE  | 629.95 |
| CE-5029                           | 31 SPLINE  | 629.95 |
| DETROIT TRU-TRAC                  |  |        |
| CE-5038                           | 28 SPLINE  | 499.95 |
| CE-5034                           | 31 SPLINE  | 499.95 |
| OPEN CARRIER                      |  |        |
| CE-5009                           | 28 SPLINE - 4 SPIDER - REBUILT                               | 99.95  |
| CE-95009                          | 28 SPLINE - 4 SPIDER - 100% NEW                              | 299.95 |
| CE-95008                          | 31 SPLINE - 4 SPIDER - 100% NEW                              | 299.95 |
| PAGE 26 THIRD MEMBER PARTS        |  |        |
| PART #                            | DESCRIPTION  | PRICE  |
| 3RD. MEMBER REBUILD KIT           |  |        |
| CE-8021                           | COMPLETE 3RD. MEMBER BEARING/SEAL/SHIM REBUILD KIT           | 124.95 |
| PINION SUPPORTS                   |  |        |
| CE-4033                           | STOCK 9" PINION SUPPORT - GOOD USED                          | 29.95  |
| CE-94033                          | 9-PLUS STOCK STYLE PINION SUPPORT - NEW                      | 86.95  |
| CE-94031                          | 9-PLUS BIG BEARING PINION SUPPORT - NEW                      | 106.60 |
| CE-4048C                          | CURRIE FORGED ALUMINUM HEAVY DUTY BIG BEARING PINION SUPPORT | 127.95 |
| YOKES                             |  |        |
| CE-4042                           | GOOD USED 9" YOKE - SPECIFY SIZE                             | 39.95  |
| CE-4042F                          | NEW YOKE - 1310 SERIES - SHORT                               | 89.95  |
| CE-4042M                          | NEW YOKE - 1330 SERIES - SHORT                               | 89.95  |
| CE-4044N                          | NEW YOKE - 1350 SERIES - SHORT                               | 99.95  |
| CE-4044B                          | BILLET YOKE - 1350 SERIES - SHORT                            | 119.95 |
| CE-4044D                          | CE-4044B YOKE WITH 35 SPLINES                                | 119.95 |
| CE-4042A                          | BILLET ALUMINUM YOKE - 1310 SERIES - SHORT                   | 159.95 |
| CE-0144Y                          | LABOR TO POLISH BILLET ALUMINUM YOKE                         | 25.00  |
| GASKET                            |  |        |
| CE-8009                           | 3RD. MEMBER GASKET   | 1.99   |
| CARRIER BEARINGS - CUP & CONE     |  |        |
| CE-8006                           | 3.063" O.D. X 1.780" I.D. BEARING - EACH                     | 19.95  |
| CE-8007                           | 2.891" O.D. X 1.625" I.D. BEARING - EACH                     | 19.95  |
| CE-8008                           | 2.891" O.D. X 1.780" I.D. BEARING - EACH                     | 19.95  |
| CE-8019                           | 3.250" O.D. X 2" I.D. BEARING - EACH                         | 21.95  |
| PINION SEAL                       |  |        |
| CE-8011                           | PINION SEAL  | 6.95   |
| FRONT PINION BEARING - CUP & CONE |  |        |
| CE-8002                           | PINION BEARING - STANDARD                                    | 14.95  |
| REAR PINION BEARING - CUP & CONE  |  |        |
| CE-8002                           | PINION BEARING - STANDARD                                    | 14.95  |
| REAR PINION BEARING - CUP & CONE  |  |        |
| CE-8002                           | PINION BEARING - STANDARD                                    | 14.95  |
| CE-8003                           | PINION BEARING - LARGE - DAYTONA/CURRIE/9-PLUS               | 27.95  |
| POCKET BEARING                    |  |        |
| CE-8016                           | POCKET BEARING   | 15.95  |
| POCKET BEARING RETAINER           |  |        |
| CE-8020                           | POCKET BEARING RETAINER                                      | 2.50   |
| SOLID PRE-LOAD SPACERS            |  |        |
| CE-4039                           | SOLID SPACER AND SHIM KIT - SPACER AND 5 SHIMS               | 15.95  |
| CE-4052                           | SOLID SPACER - STANDARD                                      | 9.95   |
| CE-4051                           | SOLID SPACER - DAYTONA                                       | 9.95   |
| PRELOAD SHIMS                     |  |        |
| CE-4055                           | .002" SHIM - EACH  | 1.25   |
| CE-4056                           | .005" SHIM - EACH  | 1.25   |
| CE-4057                           | .010" SHIM - EACH  | 1.25   |
| PINION NUT                        |  |        |
| CE-4053                           | PINION NUT   | 3.95   |
| U-JOINT STRAPS WITH NUTS          |  |        |

|                            |  |        |
|----------------------------|--|--------|
| CE-4058                    | U-JOINT STRAP KIT - 1 1/16" CUP                          | 6.95   |
| CE-4059                    | U-JOINT STRAP KIT - 1 1/8" CUP                           | 6.95   |
| CE-4060                    | U-JOINT STRAP KIT - 1 3/16" CUP                          | 6.95   |
| O-RING                     |  |        |
| CE-4061                    | PINION SUPPORT O-RING - EACH                             | 1.95   |
| PINION DEPTH SHIMS         |  |        |
| CE-4040                    | PINION DEPTH SHIM KIT                                    | 17.95  |
| CE-4070                    | INDIVIDUAL SHIM - SPECIFY SIZE - EACH                    | 1.95   |
| RING GEAR BOLTS            |  |        |
| CE-4075                    | RING GEAR BOLT - OPEN CARRIER, SPOOL, LOCKER, ARB - EACH | 1.50   |
| CE-4076                    | RING GEAR BOLT - TRACTION LOCK - EACH                    | 1.50   |
| CE-5013                    | TRACTION LOCK BOLTS (10) & WASHERS (10)                  | 15.95  |
| PAGE 27 THIRD MEMBER PARTS |  |        |
| PART #                     | DESCRIPTION  | PRICE  |
| TRAC-LOCK                  |  |        |
| CE-5031                    | TRAC-LOCK CASE   | 124.95 |
| ROLL PIN                   |  |        |
| CE-5035                    | ROLL PIN   | 1.50   |
| PINION GEAR THRUST WASHERS |  |        |
| CE-5040                    | PINION GEAR THRUST WASHER - EACH                         | 1.25   |
| PINION GEARS               |  |        |
| CE-5045                    | PINION GEAR - EACH                                       | 19.95  |
| LONG SHAFT                 |  |        |
| CE-5046                    | LONG SHAFT   | 14.95  |
| SHORT SHAFTS               |  |        |
| CE-5047                    | SHORT SHAFT - EACH                                       | 10.95  |
| CENTER BLOCK               |  |        |
| CE-5048                    | CENTER BLOCK - EACH                                      | 24.95  |
| SPRINGS                    |  |        |
| CE-5049                    | TRACK-LOCK SPRINGS - 4 PIECE SET                         | 7.95   |
| SPRING RETAINER            |  |        |
| CE-5050                    | TRAC-LOCK SPRING RETAINER                                | 6.95   |
| SIDE GEARS                 |  |        |
| CE-5051                    | 28 SPLINE SIDE GEAR - EACH                               | 29.95  |
| CE-5052                    | 31 SPLINE SIDE GEAR - EACH                               | 29.95  |
| FLAT SIDE GEARS            |  |        |
| CE-5053                    | 28 SPLINE FLAT SIDE GEAR - EACH                          | 29.95  |
| CE-5054                    | 31 SPLINE FLAT SIDE GEAR - EACH                          | 29.95  |
| CLUTCH HUBS                |  |        |
| CE-5055                    | 28 SPLINE CLUTCH HUB - EACH                              | 72.95  |
| CE-5056                    | 31 SPLINE CLUTCH HUB - EACH                              | 72.95  |
| COMPOSITE PLATE            |  |        |
| CE-5057                    | COMPOSITE PLATE  | 12.95  |
| FRICTION PLATES            |  |        |
| CE-5058                    | FRICTION PLATE - EACH                                    | 9.95   |
| STEEL PLATES               |  |        |
| CE-5059                    | STEEL PLATE - EACH                                       | 3.95   |
| CLUTCH PACK                |  |        |
| CE-5014                    | (4) CE-5058, (4) CE-5059, AND (1) CE-5057                | 64.95  |
| PRELOAD SHIMS              |  |        |
| CE-5061                    | .002" TRAC-LOCK SHIM - EACH                              | 4.95   |
| CE-5062                    | .005" TRAC-LOCK SHIM - EACH                              | 4.95   |
| CE-5063                    | .010" TRAC-LOCK SHIM - EACH                              | 4.95   |
| CE-5064                    | .020" TRAC-LOCK SHIM - EACH                              | 4.95   |
| SIDE GEAR THRUST WASHERS   |  |        |
| CE-5065                    | SIDE GEAR THRUST WASHER - EACH                           | 2.49   |
| CLUTCH SHIELDS             |  |        |
| CE-5066                    | CLUTCH SHIELD - EACH                                     | 2.50   |
| FLAT HEAD SCREWS           |  |        |
| CE-5067                    | FLAT HEAD SCREW - EACH                                   | .95    |
| OPEN CARRIER CASE          |  |        |
| CE-5070                    | OPEN CARRIER CASE - GOOD USED                            | 69.95  |



|                                 |                                  |        |
|---------------------------------|----------------------------------|--------|
| CE-95070                        | OPEN CARRIER CASE - NEW 9-PLUS   | 99.95  |
| ROLL PIN                        |                                  |        |
| CE-5035                         | ROLL PIN                         | 1.50   |
| SIDE GEAR THRUST WASHERS        |                                  |        |
| CE-5065                         | SIDE GEAR THRUST WASHER - EACH   | 2.49   |
| PINION GEAR THRUST WASHERS      |                                  |        |
| CE-5040                         | PINION GEAR THRUST WASHER - EACH | 1.25   |
| PINION GEARS                    |                                  |        |
| CE-5045                         | PINION GEAR - EACH               | 19.95  |
| SHORT SHAFTS                    |                                  |        |
| CE-5047                         | SHORT SHAFT                      | 10.95  |
| CENTER BLOCK                    |                                  |        |
| CE-5071                         | CENTER BLOCK                     | 21.95  |
| LONG SHAFT                      |                                  |        |
| CE-5046                         | LONG SHAFT                       | 14.95  |
| SIDE GEARS                      |                                  |        |
| CE-5051                         | 28 SPLINE SIDE GEAR - EACH       | 29.95  |
| CE-5052                         | 31 SPLINE SIDE GEAR - EACH       | 29.95  |
| PAGE 28 RING & PINION SETS - 9" |                                  |        |
| PART #                          | DESCRIPTION                      |        |
| GOOD USED GEARS                 |                                  |        |
| CE-4000                         | 2.50 RATIO                       | 49.95  |
| CE-4001                         | 2.75 RATIO                       | 49.95  |
| STREET & PERFORMANCE GEARS      |                                  |        |
| CE-4002                         | 3.00 RATIO                       | 199.95 |
| CE-4003                         | 3.25 RATIO                       | 199.95 |
| CE-4004                         | 3.50 RATIO                       | 199.95 |
| CE-4008                         | 3.55 RATIO                       | 389.95 |
| CE-4005                         | 3.70 RATIO                       | 199.95 |
| CE-4006                         | 3.89 RATIO                       | 199.95 |
| CE-4007                         | 4.11 RATIO                       | 199.95 |
| CE-4043                         | 4.30 RATIO                       | 199.95 |
| CE-4009                         | 4.56 RATIO                       | 199.95 |
| CE-4010                         | 4.71 RATIO                       | 199.95 |
| CE-4011                         | 4.86 RATIO                       | 199.95 |
| CE-4062                         | 5.00 RATIO                       | 199.95 |
| CE-4012                         | 5.14 RATIO                       | 199.95 |
| CE-4037                         | 5.29 RATIO                       | 199.95 |
| CE-4013                         | 5.43 RATIO                       | 199.95 |
| CE-4014                         | 5.67 RATIO                       | 199.95 |
| CE-4015                         | 5.83 RATIO                       | 199.95 |
| CE-4016                         | 6.00 RATIO                       | 199.95 |
| CE-4017                         | 6.20 RATIO                       | 199.95 |
| CE-4038                         | 6.33 RATIO                       | 199.95 |
| CE-4018                         | 6.50 RATIO                       | 199.95 |
| PRO GEARS                       |                                  |        |
| CE-990411BP                     | 4.11 RATIO                       | 409.95 |
| CE-990429SP                     | 4.29 RATIO                       | 359.95 |
| CE-990429BP                     | 4.29 RATIO                       | 359.95 |
| CE-990457SP                     | 4.57 RATIO                       | 359.95 |
| CE-990457BP                     | 4.57 RATIO                       | 359.95 |
| CE-990486SP                     | 4.86 RATIO                       | 359.95 |
| CE-990486BP                     | 4.86 RATIO                       | 359.95 |
| CE-990500SP                     | 5.00 RATIO                       | 359.95 |
| CE-990514SP                     | 5.14 RATIO                       | 359.95 |
| CE-990514BP                     | 5.14 RATIO                       | 359.95 |
| CE-990529SP                     | 5.29 RATIO                       | 359.95 |
| CE-990543SP                     | 5.43 RATIO                       | 359.95 |
| CE-990567SP                     | 5.67 RATIO                       | 359.95 |
| CE-990583SP                     | 5.83 RATIO                       | 359.95 |
| CE-990600SP                     | 6.00 RATIO                       | 359.95 |
| CE-990620SP                     | 6.20 RATIO                       | 359.95 |
| CE-990633SP                     | 6.33 RATIO                       | 359.95 |
| CE-990650SP                     | 6.50 RATIO                       | 359.95 |
| LIGHT WEIGHT RACING GEARS       |                                  |        |
| CE-890364AX                     | 3.64 RATIO                       | 255.95 |
| CE-890375AX                     | 3.75 RATIO                       | 255.95 |
| CE-890442AX                     | 4.42 RATIO                       | 255.95 |
| CE-890430AX                     | 4.30 RATIO                       | 255.95 |
| CE-890457AX                     | 4.57 RATIO                       | 255.95 |
| CE-890471AX                     | 4.71 RATIO                       | 255.95 |
| CE-890484AX                     | 4.84 RATIO                       | 255.95 |
| CE-890486AX                     | 4.86 RATIO                       | 255.95 |
| CE-890500AX                     | 5.00 RATIO                       | 255.95 |
| CE-890514AX                     | 5.14 RATIO                       | 255.95 |

|             |            |        |
|-------------|------------|--------|
| CE-890525AX | 5.25 RATIO | 255.95 |
| CE-890529AX | 5.29 RATIO | 255.95 |
| CE-890537AX | 5.37 RATIO | 255.95 |
| CE-890543AX | 5.43 RATIO | 255.95 |
| CE-890550AX | 5.50 RATIO | 255.95 |
| CE-890557AX | 5.57 RATIO | 255.95 |
| CE-890567AX | 5.67 RATIO | 255.95 |
| CE-890583AX | 5.83 RATIO | 255.95 |
| CE-890600AX | 6.00 RATIO | 255.95 |
| CE-890614AX | 6.14 RATIO | 255.95 |
| CE-890620AX | 6.20 RATIO | 255.95 |
| CE-890633AX | 6.33 RATIO | 255.95 |
| CE-890650AX | 6.50 RATIO | 255.95 |
| CE-890666AX | 6.66 RATIO | 255.95 |
| CE-890683AX | 6.83 RATIO | 255.95 |
| CE-890700AX | 7.00 RATIO | 255.95 |
| CE-890716AX | 7.16 RATIO | 255.95 |
| CE-890733AX | 7.33 RATIO | 255.95 |



**PAGE 29 OIL, ADDITIVE, INSTALL KITS, STORAGE**

| PART #   | DESCRIPTION  | PRICE  |
|----------|--|--------|
| CE-9013  | 9-PLUS RACING GEAR OIL - SAE 85W/140 WEIGHT - QUART - EA.    | 5.95   |
| CE-9014  | 9-PLUS RACING GEAR OIL - SAE 85W/140 WEIGHT - CASE - 12 QTS. | 67.95  |
| CE-9014B | 9-PLUS RACING GEAR OIL - SAE 85W/140 WEIGHT - 5 GALLON PAIL  | 99.95  |
| CE-5012  | FRICITION MODIFIER - FORD TYPE - 4 OZ.                       | 5.95   |
| CE-5012A | FRICITION MODIFIER - GM & AUBURN TYPE - 4 OZ.                | 5.95   |
| CE-9015  | INSTALLATION KIT FOR 9" 3RD. MEMBER                          | 19.95  |
| CE-9015E | INSTALLATION KIT FOR 8" 3RD. MEMBER                          | 19.95  |
| CE-9007  | 9" GASKET AND 10 NUTS & WASHERS                              | 6.95   |
| CE-9007E | 8" GASKET AND 10 NUTS & WASHERS                              | 6.95   |
| CT-C     | PLASTIC 3RD. MEMBER BOX                                      | 35.00  |
| CE-9049  | ARB AIR COMPRESSOR KIT                                       | 239.95 |

**PAGE 31 CURRIE HIGH-PINION**

| PART #                               | DESCRIPTION                                   | PRICE  |
|--------------------------------------|---|--------|
| RING AND PINION                      |   |        |
| CHP-331R                             | 3.31 RATIO - CHP                              | 249.95 |
| CHP-355R                             | 3.55 RATIO - CHP                              | 249.95 |
| CHP-373R                             | 3.73 RATIO - CHP                              | 249.95 |
| CHP-411R                             | 4.11 RATIO - CHP                              | 249.95 |
| CHP-430R                             | 4.30 RATIO - CHP                              | 249.95 |
| CHP-456R                             | 4.56 RATIO - CHP                              | 249.95 |
| CHP-486R                             | 4.86 RATIO - CHP                              | 249.95 |
| COMPANION FLANGE YOKES               |   |        |
| CHP-CF10                             | 1310 SERIES COMPANION FLANGE YOKE             | 39.95  |
| CHP-CF30                             | 1330 SERIES COMPANION FLANGE YOKE             | 39.95  |
| CHP-1350                             | 1350 SERIES YOKE                              | 125.95 |
| COMPANION FLANGE DRIVESHAFT ADAPTERS |   |        |
| 88-CFDA                              | ADAPTER - 1310 C.F. YOKE TO 1310 U-JOINT      | 34.95  |
| 88-CFDA30                            | ADAPTER - 1330 C.F. YOKE TO 1330 U-JOINT      | 34.95  |
| BEARING KIT                          |   |        |
| CHP-0100                             | MASTER BEARING AND SET UP KIT                 | 124.95 |
| GEAR CASE                            |   |        |
| CHP-4028                             | CURRIE HIGH PINION GEAR CASE - 3.062" BEARING | 425.95 |
| CHP-4028L                            | CURRIE HIGH PINION GEAR CASE - 3.250" BEARING | 425.95 |
| SET UP LABOR                         |   |        |
| CHP-0111                             | CHP 3RD. MEMBER SET UP LABOR                  | 124.95 |
| CHP-0111A                            | CHP 3RD. MEMBER SET UP LABOR WITH ARB         | 174.95 |

**PAGE 33 DANA 60 REARENDS**

| PART#            | DESCRIPTION  | PRICE   |
|------------------|--|---------|
| HOUSINGS & AXLES |  |         |
| 60-1000          | DANA 60 HOUSING - STANDARD ROTATION - GOOD USED W/ NEW TUBES- INCL. COVER & YOKE | 579.95  |
| 60-1000R         | DANA 60 REVERSED ROTATION HOUSING - 100% NEW - INCLUDES COVER & YOKE             | 1299.95 |
| 60-1000RJ        | CURRIE ROCK JOCK ALUMINUM HIGH PINION HOUSING - 100% NEW - INCLUDES COVER & YOKE | 1299.95 |
| 60-1000RT        | TERA 60 REVERSED ROTATION HOUSING - 100% NEW - INCLUDES COVER & YOKE             | 1499.95 |
| 60-1002          | 60-1000 HOUSING WITH CE-0012 35 SPLINE PERFORMANCE AXLE PACKAGE                  | 999.95  |
| 60-1002R         | 60-1000R HOUSING WITH CE-0012 35 SPLINE PERFORMANCE AXLE PACKAGE                 | 1699.95 |
| 60-1002RJ        | 60-1000RJ HOUSING WITH CE-0012 35 SPLINE PERFORMANCE AXLE PACKAGE                | 1699.95 |
| 60-1002RT        | 60-1000RT HOUSING WITH CE-0012 35 SPLINE PERFORMANCE AXLE PACKAGE                | 1899.95 |
| 60-1004          | 60-1000 HOUSING WITH CE-W38685 35 SPLINE WARN FULL FLOATING AXLE PACKAGE         | 1549.95 |
| 60-1004R         | 60-1000R HOUSING WITH CE-W38685 35 SPLINE WARN FULL FLOATING AXLE PACKAGE        | 2259.95 |
| 60-1004RJ        | 60-1000RJ HOUSING WITH CE-W38685 35 SPLINE WARN FULL FLOATING AXLE PACKAGE       | 2259.95 |
| 60-1004RT        | 60-1000RT HOUSING WITH CE-W38685 35 SPLINE WARN FULL FLOATING AXLE PACKAGE       | 2459.95 |
| RING & PINIONS   |  |         |
| STANDARD         |  |         |
| 60-354S          | 3.54 RATIO   | 249.95  |
| 60-373S          | 3.73 RATIO   | 259.95  |

|                              |  |  |        |
|------------------------------|--|--|--------|
| 60-410S                      | 4.10   | RATIO  | 249.95 |
| 60-456S                      | 4.56   | RATIO  | 259.95 |
| 60-488S                      | 4.88   | RATIO  | 259.95 |
| 60-513S                      | 5.13   | RATIO  | 259.95 |
| 60-617S                      | 6.17   | RATIO  | 279.95 |
| 60-717S                      | 7.17   | RATIO  | 349.95 |
| REVERSED & ROCK JOCK         |  |  |        |
| 60-354R                      | 3.54   | RATIO  | 259.95 |
| 60-411R                      | 4.11   | RATIO  | 259.95 |
| 60-430R                      | 4.30   | RATIO  | 259.95 |
| 60-456R                      | 4.56   | RATIO  | 259.95 |
| 60-488R                      | 4.88   | RATIO  | 259.95 |
| 60-513R                      | 5.13   | RATIO  | 259.95 |
| 60-538R                      | 5.38   | RATIO  | 349.95 |
| CARRIERS                     |  |  |        |
| 60-TLHI-A                    | 4.10   | DOWN TRAC-LOCK - 30 SPLINE - SPECIAL ORDER                                     | CALL   |
| 60-TLLO-A                    | 4.56   | UP TRAC-LOCK - 30 SPLINE - SPECIAL ORDER                                       | CALL   |
| 60-TLHI                      | 4.10   | DOWN TRAC-LOCK - 35 SPLINE   | 399.95 |
| 60-TLLO                      | 4.56   | UP TRAC-LOCK - 35 SPLINE   | 399.95 |
| 60-ARBH                      | 4.10   | DOWN ARB AIR LOCKER - 35 SPLINE  | 879.95 |
| 60-ARBL                      | 4.56   | UP ARB AIR LOCKER - 35 SPLINE  | 879.95 |
| 60-DLHI                      | 4.10   | DOWN DETROIT LOCKER - 35 SPLINE  | 624.95 |
| 60-DLLO                      | 4.56   | UP DETROIT LOCKER - 35 SPLINE  | 624.95 |
| 60-TTHI                      | 4.10   | DOWN DETROIT TRU-TRAC - 35 SPLINE  | 539.95 |
| 60-TTLO                      | 4.56   | UP DETROIT TRU-TRAC - 35 SPLINE  | 539.95 |
| 60-ETHI                      | 4.10   | DOWN DETROIT ELECTRAC LOCKER - 35 SPLINE                                       | 999.95 |
| 60-ETLO                      | 4.56   | UP DETROIT ELECTRAC LOCKER - 35 SPLINE   | 999.95 |
| 60-EEHI                      | 4.10   | DOWN EATON E-LOCKER - 35 SPLINE - SPECIAL ORDER                                | CALL   |
| 60-EELO                      | 4.56   | UP EATON E-LOCKER - 35 SPLINE - SPECIAL ORDER                                  | CALL   |
| 60-ODHI                      | 4.10   | DOWN OPEN DIFFERENTIAL - 30 OR 35 SPLINE                                       | 219.95 |
| 60-ODLO                      | 4.56   | UP OPEN DIFFERENTIAL - 30 OR 35 SPLINE   | 219.95 |
| 60-SPLO                      | 4.56   | UP 35 SPLINE SPOOL   | 299.95 |
| 60-SPLO 40                   | 4.56   | UP 40 SPLINE SPOOL - SPECIAL ORDER   | 324.95 |
| MISC.                        |  |  |        |
| 60-0100                      |  | MASTER BEARING AND SET UP KIT  | 125.95 |
| 60-0111                      |  | SET UP LABOR   | 124.95 |
| 60-0112                      |  | SET UP LABOR WITH ARB  | 174.95 |
| 60-0118                      |  | ASSEMBLE REAR - INSTALL AXLES & BRAKES   | 49.95  |
| 60-0106                      |  | RETUBE CUSTOMER 60 HOUSING - INCLUDES STOCK 9" TYPE ENDS                       | 379.95 |
| 60-1003                      |  | ALUMINUM COVER WITH CARRIER CAP STABILIZERS                                    | 169.95 |
| 60-1006                      |  | CHROME COVER   | 39.95  |
| 60-1005                      |  | THICK STEEL COVER  | 49.95  |
| 60-1310                      |  | 1310 SERIES YOKE   | 59.95  |
| 60-1330                      |  | 1330 SERIES YOKE - STRAP STYLE ONLY  | 59.95  |
| 60-1350                      |  | 1350 SERIES YOKE   | 59.95  |
| 60-9087                      |  | HIGH GROUND CLEARANCE HOUSING OPTION (ON 60-1000R ONLY)                        | 249.95 |
| 60-7100                      |  | UNIVERSAL HOUSING BRACKETRY BRIDGE BRACKET FOR ROCK JOCK HOUSINGS              | 99.95  |
| 60-9085                      |  | SKID PLATE FOR ROCK JOCK HOUSINGS  | 19.95  |
| 60-RJCTR                     |  | ALUMINUM ROCK JOCK CURRIE HIGH PINION 60 HOUSING CENTER ONLY WITH CARRIER CAPS | 999.95 |
| PAGE 35                      |  |  |        |
| 12 BOLT CHEVY REARENDS       |  |  |        |
| PART #                       | DESCRIPTION  |  | PRICE  |
| HOUSINGS & AXLES             |  |  |        |
| 12-1001                      | 12 BOLT CHEVY HOUSING - GOOD USED W/ NEW TUBES- INCL. COVER & YOKE |  | 579.95 |
| 12-1001N                     | 12 BOLT CHEVY HOUSING - 100% NEW - INCLUDES COVER & YOKE           |  | 689.95 |
| 12-1002                      | 12-1001 HOUSING WITH CE-0012 CURRIE PERFORMANCE AXLE PACKAGE       |  | 999.95 |
| 12-7008N                     | '82-2003 F-BODY CAMARO/FIREBIRD HOUSING WITH BRACKETS MOUNTED      |  | 939.95 |
| 12-7011N                     | '64-'72 A-BODY GM HOUSING WITH BRACKETS MOUNTED                    |  | 939.95 |
| 12-7012N                     | '78-'87 G-BODY GM HOUSING WITH BRACKETS MOUNTED                    |  | 939.95 |
| CARRIERS - 12 BOLT CAR       |  |  |        |
| 12-SSHI                      | EATON SUPER STRENGTH POSI - 30 SPLINE - 3.73 & DOWN                |  | 499.95 |
| 12-SSLO                      | EATON SUPER STRENGTH POSI - 30 SPLINE - 4.11 & UP                  |  | 499.95 |
| 12-SSHI33                    | EATON SUPER STRENGTH POSI - 33 SPLINE - 3.73 & DOWN                |  | 539.95 |
| 12-SSLO33                    | EATON SUPER STRENGTH POSI - 33 SPLINE - 4.11 & UP                  |  | 539.95 |
| 12-TTHI                      | DETROIT TRU-TRAC - 30 SPLINE - 3.73 & DOWN                         |  | 449.95 |
| 12-TTHI33                    | DETROIT TRU-TRAC - 33 SPLINE - 3.73 & DOWN                         |  | 449.95 |
| 12-DLLO                      | DETROIT LOCKER - 30 SPLINE - 4.11 & UP                             |  | 649.95 |
| 12-SP30                      | SPOOL - 30 SPLINE - 4.11 & UP                                      |  | 199.95 |
| 12-SP33                      | SPOOL - 33 SPLINE - 4.11 & UP                                      |  | 199.95 |
| CARRIERS - 12 BOLT TRUCK     |  |  |        |
| 12-SSLOT                     | SUPER STRENGTH EATON POSI - 3.73 & UP                              |  | 499.95 |
| 12-DLLOT                     | DETROIT LOCKER - 3.73 & UP   |  | 649.95 |
| RING & PINIONS - 12 BOLT CAR |  |  |        |
| 12-308                       | 3.08 RATIO   |  | 185.95 |
| 12-342                       | 3.42 RATIO   |  | 185.95 |
| 12-373                       | 3.73 RATIO   |  | 185.95 |

|         |                                 |        |
|---------|---------------------------------|--------|
| 12-373T | 3.73 RATIO WITH THIN RING GEAR  | 185.95 |
| 12-411  | 4.11 RATIO                      | 185.95 |
| 12-411X | 4.11 RATIO WITH THICK RING GEAR | 204.95 |
| 12-430  | 4.30 RATIO                      | 185.95 |
| 12-456  | 4.56 RATIO                      | 185.95 |
| 12-488  | 4.88 RATIO                      | 185.95 |
| 12-514  | 5.14 RATIO                      | 185.95 |
| 12-538  | 5.38 RATIO                      | 185.95 |
| 12-488P | 4.88 RATIO PRO GEARS            | 319.95 |
| 12-514P | 5.14 RATIO PRO GEARS            | 319.95 |
| 12-538P | 5.38 RATIO PRO GEARS            | 319.95 |

|                                  |                                 |        |
|----------------------------------|---------------------------------|--------|
| RING AND PINIONS - 12 BOLT TRUCK |                                 |        |
| 12-T307                          | 3.07 RATIO                      | 159.95 |
| 12-T342                          | 3.42 RATIO                      | 159.95 |
| 12-T373                          | 3.73 RATIO                      | 159.95 |
| 12-T373T                         | 3.73 RATIO WITH THIN RING GEAR  | 165.95 |
| 12-T411                          | 4.11 RATIO                      | 159.95 |
| 12-T411X                         | 4.11 RATIO WITH THICK RING GEAR | 165.95 |
| 12-T456                          | 4.56 RATIO                      | 165.95 |

|          |   |        |
|----------|---|--------|
| MISC.    |   |        |
| 12-0100  | MASTER BEARING AND SET UP KIT - CAR                                   | 125.95 |
| 12-0100T | MASTER BEARING AND SET UP KIT - TRUCK                                 | 125.95 |
| 12-0111  | SET UP LABOR  | 125.95 |
| 12-0118  | ASSEMBLE REAR - INSTALL AXLES & BRAKES                                | 49.95  |
| 12-0106  | RETUBE CUSTOMER 12 BOLT HOUSING - INCLUDES STOCK 9" TYPE HOUSING ENDS | 379.95 |

|          |   |        |
|----------|---|--------|
| 12-1002C | CHROME COVER - CAR                                  | 39.95  |
| 12-1002T | CHROME COVER - TRUCK                                | 39.95  |
| 12-1003  | ALUMINUM COVER WITH CARRIER CAP STABILIZERS - CAR   | 169.95 |
| 12-1003T | ALUMINUM COVER WITH CARRIER CAP STABILIZERS - TRUCK | 169.95 |
| 12-1310  | 1310 SERIES YOKE                                    | 59.95  |
| 12-1350  | 1350 SERIES YOKE                                    | 129.95 |
| 12-4042  | GOOD USED YOKE (LIMITED AVAILABILITY)               | 39.95  |

|          |                                  |       |
|----------|----------------------------------|-------|
| 12-ATR97 | ANTI-LOCK BRAKE TONE RING - EACH | 99.95 |
| 12-ATR98 | ANTI-LOCK BRAKE TONE RING - EACH | 99.95 |
| 12-ATR4C | ANTI-LOCK RELUCTOR RINGS - EACH  | 99.95 |

|         |                    |  |
|---------|--------------------|--|
| PAGE 37 | 8.8" FORD REARENDS |  |
|---------|--------------------|--|

| PART #           | DESCRIPTION  | PRICE  |
|------------------|--|--------|
| HOUSINGS & AXLES |  |        |
| 88-1001          | 8.8" REAREND HOUSING WITH 9" ENDS - STANDARD - NEW TUBES - NO BRACKETS - WITH OR WITHOUT ABS PROVISION | 579.95 |
| 88-1002          | 88-1001 HOUSING WITH CE-0012 31 SPLINE PERFORMANCE AXLE PACKAGE  | 999.95 |

|                |            |        |
|----------------|------------|--------|
| RING & PINIONS |            |        |
| 88-355         | 3.55 RATIO | 199.95 |
| 88-373         | 3.73 RATIO | 199.95 |
| 88-410         | 4.10 RATIO | 215.95 |
| 88-430         | 4.30 RATIO | 215.95 |
| 88-456         | 4.56 RATIO | 215.95 |
| 88-488         | 4.88 RATIO | 225.95 |
| 88-513         | 5.13 RATIO | 255.95 |

|          |                              |        |
|----------|------------------------------|--------|
| CARRIERS |                              |        |
| 88-OP28  | OPEN 28 SPLINE               | 189.95 |
| 88-OP31  | OPEN 31 SPLINE               | 189.95 |
| 88-TL28  | TRAC-LOCK - 28 SPLINE        | 314.95 |
| 88-TL31  | TRAC-LOCK - 31 SPLINE        | 314.95 |
| 88-ZT31  | TORSEN - 31 SPLINE           | 549.95 |
| 88-GT31  | GOLD TRAC - 31 SPLINE        | 799.95 |
| 88-DL31  | DETROIT LOCKER - 31 SPLINE   | 629.95 |
| 88-TT31  | DETROIT TRU-TRAC - 31 SPLINE | 449.95 |
| 88-SP31  | SPOOL - 31 SPLINE            | 199.95 |
| 88-SP35  | SPOOL - 35 SPLINE            | 350.95 |
| 88-AL31  | ARB AIR LOCKER - 31 SPLINE   | 799.95 |

|          |  |        |
|----------|--|--------|
| MISC.    |  |        |
| 88-0100  | MASTER BEARING AND SET UP KIT                                      | 125.95 |
| 88-0111  | SET-UP LABOR   | 125.95 |
| 88-0111A | SET-UP LABOR - WITH ARB  | 174.95 |
| 88-0118  | ASSEMBLE REAREND - INSTALL AXLES AND BRAKES                        | 49.95  |
| 88-0106  | RETUBE CUSTOMER 8.8" HOUSING - INCLUDES STOCK 9" TYPE HOUSING ENDS | 379.95 |

|         |   |        |
|---------|---|--------|
| 88-CF10 | COMPANION FLANGE YOKE - 1310 SERIES         | 39.95  |
| 88-CF30 | COMPANION FLANGE YOKE - 1330 SERIES         | 69.95  |
| 88-1350 | 1350 SERIES YOKE                            | 129.95 |
| 88-1008 | ALUMINUM COVER WITH CARRIER CAP STABILIZERS | 169.95 |
| 88-1009 | CHROME COVER                                | 39.95  |
| 88-ATR  | ANTILOCK TONE RING                          | 19.95  |

| PAGE 39 | 8" FORD REARENDS |       |
|---------|------------------|-------|
| PART #  | DESCRIPTION      | PRICE |

|   |  |        |
|---|--|--------|
| CE-2005   | 8" FORD HOUSING  | 199.95 |
| CE-0009A  | CE-2005 8" HOUSING WITH CE-1000P REMANUFACTURED AXLE PACKAGE               | 449.95 |
| CE-0009B  | CE-0009A WITH CE-6005B 10" DRUM BRAKE KIT                                  | 749.95 |
| CE-0009D  | CE-2005 8" HOUSING WITH CE-0016 NEW 28 SPLINE AXLE PACKAGE                 | 589.95 |
| CE-0009E  | CE-0009D WITH CE-6005B 10" DRUM BRAKE KIT                                  | 889.95 |
| CE-4019   | 2.80 RING AND PINION - GOOD USED   | 75.95  |
| CE-4020   | 3.00 RING AND PINION   | 199.95 |
| CE-4021   | 3.25 RING AND PINION   | 199.95 |
| CE-4022   | 3.55 RING AND PINION   | 199.95 |
| CE-4050   | 3.80 RING AND PINION   | 199.95 |
| CE-4023   | 4.11 RING AND PINION   | 199.95 |
| CE-4025   | 4.63 RING AND PINION   | 199.95 |
| CE-4036   | 5.43 RING AND PINION   | 269.95 |
| CE-5005   | 8" 28 SPLINE DETROIT LOCKER  | 499.95 |
| CE-5010   | 8" 28 SPLINE OPEN DIFFERENTIAL - REBUILT                                   | 89.95  |
| CE-5016   | 8" 28 SPLINE MINI-SPOOL  | 39.95  |
| CE-5023   | 8" 28 SPLINE 4-SPIDER T.S.D.   | 389.95 |
| CE-5023N  | 8" 28 SPLINE 4-SPIDER TRACTION LOCK - NEW                                  | 399.95 |
| CE-4026A  | 8" ALUMIN8 ALUMINUM GEAR CASE - NEW  | 389.95 |
| CE-4026M  | 8" CAST IRON GEAR CASE - GOOD USED   | 59.95  |
| CE-4033M  | 8" STOCK CAST IRON PINION SUPPORT - GOOD USED                              | 19.95  |
| CE-4033D  | 8" BILLET ALUMINUM PINION SUPPORT WITH BIG INNER BEARING                   | 99.95  |
| CE-4033P  | 8" POLISHED BILLET ALUMINUM PINION SUPPORT WITH BIG INNER BEARING          | 114.95 |
| CE-8010   | 8" 3RD. MEMBER GASKET  | 1.95   |
| CE-8004   | 8" PINION BEARING - CUP AND CONE   | 19.95  |
| CE-8004D  | 8" BIG BEARING REAR PINION BEARING - CUP AND CONE                          | 19.95  |
| CE-8017   | 8" POCKET BEARING - RETAINER NOT INCLUDED                                  | 15.95  |
| CE-8007   | 8" CARRIER BEARING - CUP AND CONE  | 19.95  |
| CE-4034E  | BEARING KIT FOR STANDARD 8" PINION SUPPORT                                 | 59.95  |
| CE-4032E  | BEARING KIT FOR ALUMINUM BIG BEARING 8" PINION SUPPORT                     | 59.95  |
| CE-8012   | 8" PINION SEAL   | 5.95   |
| CE-4039M  | 8" PRE-LOAD SOLID SPACER AND SHIM KIT (SPACER & 5 SHIMS)                   | 14.95  |
| CE-4040E  | 8" PINION DEPTH SHIM KIT - 5 SHIM PACK - NEW                               | 24.95  |
| CE-4053   | 8" PINION NUT  | 3.95   |
| CE-4016M  | 8" PINION SUPPORT O-RING   | 1.95   |
| CE-4024   | 8" YOKE - GOOD USED  | 29.95  |
| CE-5014   | 8" TRAC-LOCK CLUTCH PACK   | 64.95  |
| PAGE 40   | DRUM BRAKES  |        |
| PART #  | DESCRIPTION  | PRICE  |
| COMPLETE KITS                                       |  |        |
| CE-6005A  | 11" DRUM BRAKE KIT   | 349.95 |
| CE-6005B  | 10" DRUM BRAKE KIT   | 299.95 |
| INDIVIDUAL & REBUILD PARTS                          |  |        |
| CE-6000   | BARE BACKING PLATES - 10" OR 11" - PAIR                                    | 99.95  |
| CE-6001R  | REBUILT BACKING PLATES - 10" OR 11" - PAIR                                 | 199.95 |
| CE-6001N  | "NEW" LOADED BACKING PLATES - 10" OR 11" - PAIR                            | 199.95 |
| CE-6003A  | 11" DRUM BRAKE DRUM - NEW - EACH   | 79.95  |
| CE-6004   | DRUM BRAKE REBUILDING KIT  | 99.95  |
| CE-6015   | 11" X 2 1/4" REPLACEMENT BRAKE SHOES                                       | 24.95  |
| PARKING BRAKE CABLE KIT, HARD LINE KITS, LINE CLIPS |  |        |
| CE-6019   | UNIVERSAL PARKING BRAKE CABLE KIT FOR DRUM BRAKES                          | 109.95 |
| CE-6021   | STAINLESS STEEL HYDRAULIC BRAKE LINE KIT                                   | 49.95  |
| CE-6022   | STEEL HYDRAULIC BRAKE LINE KIT   | 24.95  |
| CE-6023   | SNAP ON BRAKE LINE CLIP - 3" TUBE - EACH                                   | 4.99   |
| CE-6024   | SNAP ON BRAKE LINE CLIP - 3 1/4" TUBE - EACH                               | 4.99   |
| PAGE 41   | DISC BRAKES  |        |
| PART #  | DESCRIPTION  | PRICE  |
| SUPER STREET & SPORT TRUCK DISC BRAKE KITS & PARTS  |  |        |
| CE-6011   | SUPER STREET DISC BRAKE KIT  | 599.95 |
| CE-6011B  | CE-6011 CALIPER BRACKET KIT ONLY   | 149.95 |
| CE-6011A  | SPORT TRUCK DISC BRAKE KIT   | 789.95 |
| CE-6011S  | CE-6011A CALIPER BRACKET KIT ONLY  | 149.95 |
| MUSTANG COBRA DISC BRAKE KIT & PARTS                |  |        |
| CE-6011C  | COBRA DISC BRAKE KIT   | 499.95 |
| CE-6011CX   | COBRA DISC BRAKE KIT WITH CROSS DRILLED ROTORS                             | 599.95 |
| CE-6011BC   | COBRA DISC BRAKE KIT - CALIPER BRACKET KIT ONLY                            | 149.95 |
| CE-6031C  | COBRA DISC BRAKE KIT - ROTOR ONLY - EACH                                   | 69.95  |
| CE-6031CX   | COBRA DISC BRAKE KIT - ROTOR ONLY - CROSS DRILLED - PAIR ONLY              | 210.00 |
| CE-6033C  | COBRA DISC BRAKE KIT - CALIPER SET - PAIR ONLY                             | 224.95 |
| WILWOOD DISC BRAKE KITS & PARTS                     |  |        |
| CE-6014D  | WILWOOD DISC BRAKE KIT - DRAG - SOLID ROTORS                               | 549.95 |
| CE-6014S  | WILWOOD DISC BRAKE KIT - PRO-STREET - VENTED ROTORS                        | 589.95 |
| CE-6014P  | CE-6014S KIT WITH EXTERNAL SPOT CALIPER PARKING BRAKE                      | 789.95 |
| CE-6014PB   | WILWOOD DISC BRAKE KIT WITH INTERNAL DRUM PARKING BRAKE KIT - SOLID ROTORS | 684.95 |
| CE-6014PBP  | CE-6014PB KIT WITH POLISHED BILLET CALIPERS                                | 789.95 |


|  |  |              |
|--|--|--------------|
| CE-6014PBX   | CE-6014PB KIT WITH STANDARD CALIPERS AND CROSS DRILLED ROTORS  | 794.95       |
| CE-6014BPBX  | CE-6014PB KIT WITH POLISHED CALIPERS AND CROSS DRILLED ROTORS  | 899.95       |
| CE-6016  | POLISH 2 WILWOOD CALIPERS (IF NOT SPECIFIED IN KIT DESCRIPTION)  | 80.00        |
| CE-6031W   | WILWOOD ROTOR FOR CE-6014PB KIT - EACH   | 44.95        |
| CE-6031WX  | WILWOOD ROTOR FOR CE-6014BPBX KIT - DRILLED - EACH   | 69.95        |
| CE-6033W   | WILWOOD CALIPER - BLACK BILLET ALUMINUM - EACH   | 132.95       |
| CE-6038W   | WILWOOD BRAKE PADS - SET FOR 2 CALIPERS  | 41.95        |
| <b>EXPLORER DISC BRAKES &amp; PARTS</b>                |  |              |
| CE-6012  | EXPLORER DISC BRAKE KIT - SOLID ROTORS   | 399.95       |
| CE-6012D   | EXPLORER DISC BRAKE KIT - SOLID CROSS DRILLED ROTORS   | 439.95       |
| CE-6031  | EXPLORER ROTOR - EACH  | 69.95        |
| CE-6031D   | EXPLORER ROTOR - CROSS DRILLED - EACH  | 94.95        |
| CE-6033  | EXPLORER CALIPER - LEFT SIDE - EACH  | 69.95        |
| CE-6034  | EXPLORER CALIPER - RIGHT SIDE - EACH   | 69.95        |
| CE-6035  | EXPLORER BACKING PLATE - LEFT SIDE - EACH  | 79.95        |
| CE-6036  | EXPLORER BACKING PLATE - RIGHT SIDE - EACH   | 79.95        |
| CE-6037  | EXPLORER PARKING BRAKE SHOES - SET OF 4  | 49.95        |
| CE-6038  | EXPLORER BRAKE PADS - SET FOR 2 CALIPERS   | 39.95        |
| <b>BAER RACING DISC BRAKES</b>                         |  |              |
| CE-4262035   | BAER RACING "ROD & DRAG" KIT - 11.35" ROTORS   | CALL         |
| CE-4262036   | BAER RACING "TOURING" KIT - 12" ROTORS   | CALL         |
| CE-4262037   | BAER RACING "TOURING PLUS" KIT - 13.25" ROTORS   | CALL         |
| <b>DISC BRAKE MISC.</b>                                |  |              |
| CE-6008  | WILWOOD KNOB STYLE ADJUSTABLE PROPORTIONING VALVE  | 69.95        |
| CE-6013  | CALIPER FLEX HOSE KIT - SPECIFY BRAKE KIT  | 36.95        |
| CE-6020  | UNIVERSAL PARKING BRAKE CABLE KIT FOR DISC BRAKES  | 109.95       |
| CE-6020J   | PARKING BRAKE CABLE KIT FOR TJ & XJ JEEPS USING EXPLORER BRAKES  | 69.95        |
| <b>PAGE 42 CURRECTRAC CONTROL ARMS</b>                 |  |              |
| <b>PART #</b>  | <b>DESCRIPTION</b>   | <b>PRICE</b> |
| <b>GM A-BODY</b>                                       |  |              |
| CE-7011C   | CURRECTRAC CONTROL ARMS - UPPER - PAIR - '64-'67 GM CARS   | 299.95       |
| CE-7011D   | CURRECTRAC CONTROL ARMS - UPPER - PAIR - '68-'72 GM CARS   | 299.95       |
| CE-7011L   | CURRECTRAC CONTROL ARMS - LOWER - PAIR - '64-'72 GM CARS   | 224.95       |
| <b>GM G-BODY</b>                                       |  |              |
| CE-7012C   | CURRECTRAC CONTROL ARMS - UPPER - PAIR - '78-'87 GM CARS   | 299.95       |
| CE-7012L   | CURRECTRAC CONTROL ARMS - LOWER - PAIR - '78-'87 GM CARS   | 224.95       |
| <b>FORD FOX BODY</b>                                   |  |              |
| CE-7005C   | CURRECTRAC CONTROL ARMS - UPPER - PAIR - '78-'03 FOX BODY FORD CARS  | 299.95       |
| CE-7005L   | CURRECTRAC CONTROL ARMS - LOWER - PAIR - '78-'03 FOX BODY FORD CARS  | 259.95       |
| <b>CHEVY FULL SIZE &amp; IMPALA</b>                    |  |              |
| CE-5964U   | CURRECTRAC CONTROL ARM - UPPER - EACH - '59-'64 CHEVY FULL SIZE & IMPALA   | 129.95       |
| CE-5964UP  | CURRECTRAC CONTROL ARMS - UPPER - PAIR - '59-'64 CHEVY FULL SIZE & IMPALA  | 259.95       |
| CE-5964L   | CURRECTRAC CONTROL ARMS - LOWER - PAIR - '59-'64 CHEVY FULL SIZE & IMPALA  | 259.95       |
| <b>PAGE 43 9-PLUS HOUSINGS</b>                         |  |              |
| <b>PART #</b>  | <b>DESCRIPTION</b>   | <b>PRICE</b> |
| <b>9-PLUS HOT ROD HOUSING - CENTER &amp; KITS</b>      |  |              |
| CE-92000   | 9-PLUS HOT ROD HOUSING - CENTER ONLY - WITH 3RD. MEMBER STUDS INSTALLED  | 194.95       |
| <b>9-PLUS HEAVY DUTY HOUSING - CENTERS &amp; KITS</b>  |  |              |
| CE-92001   | 9-PLUS HEAVY DUTY HOUSING - CENTER ONLY - NOTCH BACK - 3RD. MEMBER STUDS INSTALLED   | 205.95       |
| CE-92002   | 9-PLUS HEAVY DUTY HOUSING - CENTER ONLY - ROUND BACK - 3RD. MEMBER STUDS INSTALLED   | 205.95       |
| <b>PAGE 44 HOUSING KITS &amp; ENDS, BRACKETS, ETC.</b> |  |              |
| <b>PART #</b>  | <b>DESCRIPTION</b>   | <b>PRICE</b> |
| CE-2006  | HEAVY DUTY HOUSING KIT - 23" HOUSING CENTER, SWEDGED 3" X .188" WALL AXLE TUBES, AND MACHINED HOUSING ENDS (HOUSING ASSEMBLY REQUIRES JIG) | 249.95       |
| CE-2006A   | HEAVY DUTY HOUSING CENTER - 23" WIDE   | 119.95       |
| CE-2007  | SWEDGED AXLE TUBES - 3" X .188" WALL X 20" LONG - PAIR   | 89.95        |
| CE-95021   | AXLE TUBES 3" X .188" WALL X 21" LONG - PAIR   | 84.95        |
| CE-2008L   | FORD HOUSING ENDS - LARGE BEARING - EARLY STYLE  | 49.95        |
| CE-2008T   | FORD HOUSING ENDS - LARGE BEARING - TORINO/LATE MODEL STYLE  | 49.95        |
| CE-2008M   | FORD HOUSING ENDS - SMALL BEARING - MUSTANG STYLE  | 49.95        |
| CE-95010   | 100% NEW FORD HOUSING ENDS - LARGE BEARING - EARLY STYLE   | 74.21        |
| CE-95011   | 100% NEW FORD HOUSING ENDS - LARGE BEARING - TORINO/LATE MODEL STYLE   | 74.21        |
| CE-95032   | 3/8"-24 3RD. MEMBER HOUSING STUDS - EACH   | 1.19         |
| CE-7020  | SHOCK MOUNTS - WELD ON UNIVERSAL STYLE - PAIR  | 14.95        |
| CE-7024  | SHOCK MOUNTS - LONG STYLE - HEAVY DUTY - WELD ON UNIVERSAL STYLE - PAIR  | 24.95        |
| CE-7000A   | UNIVERSAL SPRING PADS - 2 1/4" WIDE X 3" TUBE  | 19.95        |
| CE-7000B   | UNIVERSAL SPRING PADS - 2 1/4" WIDE X 3 1/4" TUBE  | 19.95        |
| CE-7000C   | UNIVERSAL SPRING PADS - 2" WIDE X 3" TUBE  | 19.95        |
| CE-7000D   | UNIVERSAL SPRING PADS - 2 1/4" WIDE X 2 3/4" TUBE  | 19.95        |
| CE-7000E   | UNIVERSAL SPRING PADS - 2" WIDE X 2 3/4" TUBE  | 19.95        |
| CE-7000F   | UNIVERSAL SPRING PADS - 2" WIDE X 3 1/4" TUBE  | 19.95        |
| CE-7000I   | UNIVERSAL SPRING PADS - 1 3/4" WIDE X 2 3/4" TUBE  | 19.95        |
| CE-7000J   | UNIVERSAL SPRING PADS - 1 3/4" WIDE X 3" TUBE  | 19.95        |
| CE-7000G   | GM MONO LEAF SPRING PADS   | 74.95        |
| CE-7000H   | GM MULTI LEAF SPRING PADS  | 74.95        |

|  |  |        |
|--|--|--------|
| CE-7000TA                              | GM COIL SPRING TRUCK TRAILING ARM PADS - PR.   | 74.95  |
| CE-7003                                | GM COIL SPRING TRUCK PANHARD ROD KIT   | 199.95 |
| CE-9017                                | 2 3/4" TUBE U-BOLTS - EACH   | 5.95   |
| CE-9019                                | 3" TUBE U-BOLTS - EACH   | 5.95   |
| CE-9020                                | 3 1/4" TUBE U-BOLTS - EACH   | 5.95   |
| CE-9024                                | FILL & INSPECTION CAP  | 24.95  |
| CE-9025                                | FILL & INSPECTION CAP MOUNTED  | 59.95  |
| CE-9026                                | DRAIN PLUG   | 17.95  |
| CE-9027                                | DRAIN PLUG MOUNTED   | 49.95  |
| CE-9028                                | VENT WITH CAP - OTHER STYLES AVAILABLE UPON REQUEST  | 4.95   |
| CE-9085                                | SKID PLATE WITH RAMP - WELD ON   | 44.95  |
| CE-9086                                | SKID PLATE WITH RAMP - INSTALLED   | 94.95  |
| CE-9087                                | HIGH GROUND CLEARANCE HOUSING OPTION   | 149.95 |
| PAGE 45                                | BEARINGS, SEALS, STUDS, ETC.   |        |
| PART #                                 | DESCRIPTION  | PRICE  |
| AXLE BEARINGS - SEALED TYPE            |  |        |
| CE-8000                                | LARGE BEARING - 1.533" I.D. x 3.150" O.D. - EACH   | 36.95  |
| CE-8001                                | SMALL BEARING - 1.379" I.D. x 2.834" O.D. - EACH   | 33.95  |
| CE-8000A                               | LARGE BEARING - 45MM I.D. x 3.150" O.D. - EACH   | 69.95  |
| CE-8000S                               | LARGE BEARING - 1.533" I.D. x 3.150" O.D. - WITH O-RING - EACH                             | 69.95  |
| CE-8001C                               | ROLLER BEARING FOR C-CLIP/REPLACEMENT AXLES - EACH   | 19.95  |
| AXLE BEARINGS - TAPERED ROLLER         |  |        |
| CE-8015                                | LARGE BEARING - 1.563" I.D. x 3.150" O.D. - EACH   | 56.95  |
| CE-8015A                               | LARGE BEARING - 1.771" I.D. x 3.150" O.D. - EACH   | 95.95  |
| AXLE SEALS                             |  |        |
| CE-8013                                | STANDARD LARGE BEARING - EACH  | 6.95   |
| CE-8013A                               | 45MM I.D. LARGE BEARING - EACH   | 7.95   |
| CE-8014                                | STANDARD SMALL BEARING - EACH  | 6.95   |
| CE-8014C                               | SEAL FOR C-CLIP/REPLACEMENT AXLES - EACH   | 5.95   |
| BEARING RETAINER PLATES                |  |        |
| CE-9004                                | STOCK S.B. RETAINER - GOOD USED - PAIR   | 4.95   |
| CE-9008                                | STOCK EARLY L.B. RETAINER - GOOD USED - PAIR   | 4.95   |
| CE-9008T                               | STOCK TORINO L.B. RETAINER - GOOD USED - PAIR  | 4.95   |
| CE-9005                                | EARLY L.B. RETAINER PLATE - 1/4" THICK H.D. - NEW - PAIR                                   | 14.95  |
| CE-9005T                               | TORINO L.B. RETAINER PLATE - 1/4" THICK H.D. - NEW - PAIR                                  | 14.95  |
| CE-9006                                | S.B. RETAINER PLATE - 1/4" THICK H.D. - NEW - PAIR   | 14.95  |
| T-BOLTS                                |  |        |
| CE-2010                                | 1/2" THREAD WITH LOCK NUT - GOOD USED - STANDARD LENGTH - EACH                             | 1.00   |
| CE-2011                                | 3/8" THREAD WITH LOCK NUT - GOOD USED - STANDARD LENGTH - EACH                             | 1.00   |
| CE-2012                                | 3/8" THREAD WITH LOCK NUT - NEW - LONG LENGTH - EACH                                       | 1.50   |
| WHEEL STUDS                            |  |        |
| CE-9000C                               | 1/2"-20 THREAD x .610" KNURL - DISC BRAKE - EACH - HEAD CODE: CS                           | 1.79   |
| CE-9000D                               | 1/2"-20 THREAD x .610" KNURL x 3" LONG - EACH - HEAD CODE: CS-B                            | 1.79   |
| CE-9001                                | 7/16"-20 THREAD x .610" KNURL - STANDARD LENGTH - EACH - HEAD CODE: CS-A                   | 1.79   |
| CE-9002                                | 12MM METRIC THREAD x .610 KNURL - STANDARD LENGTH - EACH - HEAD CODE: CS-C                 | 1.79   |
| CE-9002A                               | 14MM METRIC THREAD - STANDARD LENGTH - EACH  | 1.99   |
| CE-9003                                | 1/2"-20 THREAD x .615" KNURL x 3" LONG - EACH - MOROSO - FOR ORIGINAL HOLES IN STOCK AXLES | 2.49   |
| CE-9003A                               | 7/16"-20 THREAD x .480" KNURL x 3" LONG - EACH - MOROSO STYLE                              | 1.99   |
| CE-9016                                | 1/2"-20 THREAD x 3" LONG - SCREW IN - EACH   | 1.99   |
| CE-9021                                | 5/8"-18 THREAD x 3" LONG - EACH  | 4.95   |
| CE-9021C                               | 5/8"-13 THREAD X 2" LONG - EACH  | 4.95   |
| CE-9021S                               | 5/8"-18 THREAD X 2" LONG - EACH  | 4.95   |
| CE-9018                                | STRANGE ENG. 5/8" SCREW IN STUD KIT - COMPLETE - SET OF 10                                 | 89.95  |
| PAGE 46                                | CIRCLE TRACK COMPONENTS  |        |
| PART #                                 | DESCRIPTION  | PRICE  |
| QUALIFYING AND LIGHT WEIGHT COMPONENTS |  |        |
| CE-4027QL                              | 9" NODULAR IRON GEAR CASE - 19 LBS.  | 389.95 |
| CE-4031QL                              | 9" BIG BEARING PINION SUPPORT - 6 LBS.   | 124.95 |
| CE-5003QL                              | 9" 31 SPLINE ALUMINUM RATCHET DIFFERENTIAL - 8.6 LBS.                                      | 625.95 |
| CE-0100QL                              | 9" RING GEAR - MACHINED FOR WEIGHT REDUCTION (LABOR CHARGE)                                | 150.00 |
| CE-2017QL                              | 9" TRACK 9 HOUSING WITH .125" WALL THICKNESS - 19.8 LBS.                                   | CALL   |
| TRACK 9 HOUSINGS                       |  |        |
| CE-92910                               | TRACK 9 COMPETITION HOUSING WITH BOLT ON COVER - CENTER ONLY                               | 333.27 |
| CE-92900                               | TRACK 9 COMPETITION HOUSING - CENTER ONLY  | 333.27 |
| CE-92920                               | TRACK 9 COMPETITION HOUSING - LIGHT WEIGHT - CENTER ONLY                                   | 333.27 |
| CE-92930                               | TRACK 9 CHROME MOLY HOUSING - CENTER ONLY  | 559.93 |
| PAGE 48                                | CURRIE SERVICES  |        |
| PART #                                 | DESCRIPTION  | PRICE  |
| CE-0100                                | LABOR PER HOUR (1/2 HOUR MINIMUM)  | 99.95  |
| CE-0101                                | STRAIGHTEN AXLE HOUSING  | 49.95  |
| CE-0102                                | WELD ON SPRING PADS - UNIVERSAL, GM, OR TRUCK STYLE  | 32.95  |
| CE-0103                                | WELD ON SHOCK MOUNTS - STANDARD, OR LONG HEAVY DUTY STYLE                                  | 32.95  |
| CE-0104                                | SHORTEN AXLE HOUSING - ONE SIDE - MACHINED   | 99.95  |
| CE-0106                                | SHORTEN AXLE HOUSING - BOTH SIDES - MACHINED   | 139.95 |
| CE-0106A                               | RETUBE HOUSING WITH 3"- .188 WALL OR SWEDGED TUBE  | 214.95 |

|          |  |        |
|----------|--|--------|
| CE-0106B | RETUBE HOUSING WITH 3 1/4" X .250 WALL TUBE - "V" CUT                                | 254.95 |
| CE-0106C | RETUBE HOUSING WITH 3 1/4" X .188 WALL TUBE  | 239.95 |
| CE-0107  | CUT AND RESPLINE AXLE - 30 OR 45 DEGREE  | 69.95  |
| CE-0108  | CUT AND RESPLINE PAIR OF AXLES - 30 OR 45 DEGREE                                     | 119.95 |
| CE-0109  | BOLT PATTERN CHANGE ON AXLES, STUDS NOT INCLUDED (PAIR)                              | 99.95  |
| CE-0109A | REDRILL BOLT PATTERN IN DRUMS OR ROTORS (PAIR)                                       | 49.95  |
| CE-0109D | DUAL DRILL BOLT PATTERN ON NEW CURRIE AXLES OR IN ADDITION TO CE-0109 OR CE-0109A    | 29.95  |
| CE-0109H | DRILL ACCESS HOLE IN AXLE FACE ON NEW CURRIE AXLES                                   | 32.95  |
| CE-0110  | BOLT PATTERN CHANGE TO 5 ON 5 1/2" BOLT CIRCLE, STUDS NOT INCLUDED                   | 149.95 |
| CE-0111  | REBUILD THIRD MEMBER (DISASSEMBLE, HOT TANK, ASSEMBLE - NO PARTS INCLUDED)           | 199.95 |
| CE-0111B | SET UP 9" THIRD MEMBER WITH ARB - LABOR ONLY - NO PARTS INCLUDED                     | 174.95 |
| CE-0112  | CONVERSION FOR STANDARD LARGE BEARING AXLE TO WORK W/ FULL SIZE LINCOLN DISC BRAKES  | 159.95 |
| CE-0113  | SET UP RING AND PINION - 8" OR 9" - LABOR ONLY - NO PARTS INCLUDED                   | 124.95 |
| CE-0114  | RECTANGULAR TUBE REAR HOUSING TRUSS - FABRICATED AND INSTALLED                       | 399.95 |
| CE-0115  | STEELABRATE HOUSING - OTHER PARTS ON REQUEST   | 49.95  |
| CE-0116  | POWDERCOAT HOUSING - INCLUDES STEELABRATING & PREP. - GLOSS OR SEMI-GLOSS BLACK ONLY | 149.95 |
| CE-0117  | DISASSEMBLE AND HOT TANK REAREND   | 99.95  |
| CE-0117H | HOT TANK MAJOR COMPONENTS  | 49.95  |
| CE-0118  | ASSEMBLE REAREND - INSTALL THIRD MEMBER, AXLES, & BRAKES                             | 99.95  |
| CE-0118F | ASSEMBLE FULL FLOATING REAREND   | 199.95 |
| CE-0118S | ASSEMBLE FRONTEND WITH STEERING KNUCKLES, BRAKES, & HUBS                             | 199.95 |
| CE-0119  | SHORTEN FRONT HOUSING - WITH GUSSET WELDED IN  | 199.95 |
| CE-0120  | REMOVE SPRING PADS & GRIND   | 49.95  |
| CE-0121  | REMOVE AND REINSTALL AXLE BEARING - EACH - BEARINGS NOT INCLUDED                     | 19.95  |
| CE-0122  | DISASSEMBLE AND DIAGNOSE THIRD MEMBER - LABOR ONLY                                   | 49.95  |
| CE-0124  | REMOVE SHOCK MOUNTS AND GRIND  | 49.95  |

| PAGE 49 PROMOTIONAL ITEMS |  |       |
|---------------------------|--|-------|
| PART #                    | DESCRIPTION                              | PRICE |
| CE-9012                   | OFFICIAL CURRIE LOGO T-SHIRT             | 14.95 |
| CE-9010                   | CURRIE CAP                               | 14.95 |
| CE-9409RC                 | CURRIE ROCK CRAWLER COMPONENTS BANNER    | 16.95 |
| CE-9409RR                 | CURRIE RACING REARENDS BANNER            | 16.95 |
| CE-9012K                  | KEY CHAIN - CURRIE REAREND               | 4.95  |
| CE-9012A                  | LICENSE PLATE FRAME - EQUIPPED BY CURRIE | 1.95  |
| CE-9012R                  | LICENSE PLATE FRAME - REARENDS BY CURRIE | 1.95  |

| PAGE 50 CATALOG FOR JEEPERS |                           |       |
|-----------------------------|---------------------------|-------|
| PART #                      | DESCRIPTION               | PRICE |
| CE-9098                     | CURRIE JEEP PARTS CATALOG | 4.00  |



ALL PRICES SUBJECT TO CHANGE WITHOUT NOTICE

## CURRIE ENTERPRISES

1480 N. TUSTIN AVE. - ANAHEIM, CA - 92807

PHONE: (714) 367-2233 FAX: (714) 528-2338

HOURS: 7:00 AM - 4:45 PM P.S.T. M-F